



Tennessee Commission on Children and Youth's

THE STATE OF THE CHILD IN TENNESSEE

2023

DATA HIGHLIGHTS



Interested in the full report?



OR VISIT

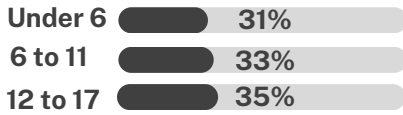
[TN.GOV/TCCY/STATEOFTHECHILD](https://tn.gov/tccy/stateofthechild)



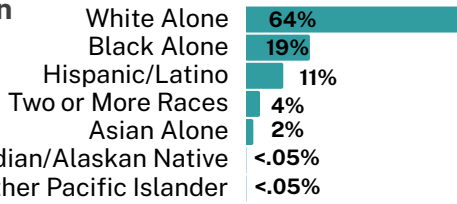


DEMOGRAPHICS

One in five Tennesseans are under 18




Tennessee children are becoming increasingly more diverse



One in seven Tennessee children are part of an immigrant family

Of Tennessee children born in another country, half were born in Latin America.



1 in 10 Tennessee children speak a language other than English at home



Of those, more than two-thirds speak Spanish.



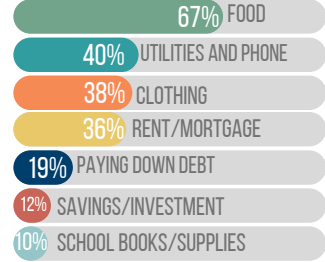
ECONOMICS

17.6 percent of Tennessee children under 18 live below the poverty line.



One in five Tennessee children under age 5 live in poverty

More Tennessee families used Child Tax Credit funds for food than any other area of spending.



Among all Tennessee workers who are not currently employed, More than 1 in 6 cite caregiving as the reason they are not working.

1 in 6 Tennessee rental households with children report being behind on their rent. Of those, 50% are very likely to face eviction in the next two months.



Average weekly wages in Tennessee increased by 27% or \$268 per week.

CHILD CARE & EARLY EDUCATION

2023 Tennessee Market Rate Child Care Costs

Infant Center-Based
\$10,301

Infant Home-Based
\$7,602

Toddler Center-Based
\$8,372

Toddler Home-Based
\$7,068

1 in 10 child care workers make an income below the poverty line.

EDUCATION

Tennessee has seen strong post-pandemic recovery on TCAP ELA scores.

	Pandemic Impact (2019-2021)	Pandemic Recovery (2021-2023)	Pre-to Post-Pandemic (2019-2023)
All Students	-14.7%	+28.7%	+9.8%
Economically Disadvantaged	-24.7%	+43.4%	+7.9%
English Learners	-24.5%	+32.2%	0.0%
Students With Disabilities	-20.0%	+58.9%	+27.1%

Percentages indicate the percent change in students rated proficient on TCAP between the listed years.

In the 2022-23 school year there were 511 social workers serving 975,545 students, a ratio of 1:1,909. The NASW Standards call for a ratio of at least 1:250.

One in 10 Tennessee schools have infrastructure rated in fair or poor condition.



Tennessee's public schools need \$97.4 million in infrastructure improvements to be in compliance with state and federal laws.

Tennessee schools in fair or poor condition need \$2.23 billion in infrastructure improvement. Across all schools, \$5.8 billion is needed.

In the 2020-21 school year, there were 1,049 instances of corporal punishment across 33 LEAs. Among those, 187 had a 504/IEP. Among schools that used corporal punishment in 2021-22 the rate varied from 0.24 instances to 142 instances per 1,000 students.

HEALTH

89 percent of Tennessee children are in excellent or very good health.

More than half of Tennessee's children are covered by TennCare.

More than 1 in 4 Tennessee children have insurance that is not adequate for the child's health needs. In 2022, 5.3 percent of Tennessee children were uninsured. Among those uninsured, two thirds were financially eligible for TennCare or CoverKids insurance.

As of July 2023, 33 percent, or 27,037 beneficiaries due for renewal had their coverage terminated. Approximately 7 out of 10 terminated applications were for a procedural reason.



HEALTH

In 2021, 1 in 4 deaths among those 1-17 were due to a firearm 🧑🏻🧑🏻🧑🏻🧑🏻

1 in 6 were due to Motor Vehicle Traffic 🧑🏻🧑🏻🧑🏻🧑🏻🧑🏻🧑🏻

1 in 17 were due to cancer 🧑🏻🧑🏻🧑🏻🧑🏻🧑🏻🧑🏻🧑🏻🧑🏻🧑🏻🧑🏻🧑🏻🧑🏻🧑🏻🧑🏻🧑🏻

After a slight decline between 2019-2022, the infant mortality rate nationally and in Tennessee increased in 2022. In 2022, Tennessee had an infant mortality rate of 6.6 per 1,000 compared to a national rate of 5.6.

In 2021, Tennessee had among the highest rates of all states on both under-18 homicide victims (10th) and under-18 homicides using a firearm (7th).

In 2021, Tennessee saw the highest number and rate of unintentional infant deaths due to suffocation since before 1999.

MENTAL HEALTH

Nearly 3 in 10 Tennessee high school students reported within the last month their mental health was most of the time or always not good.

Within the last year, 53 percent of high school girls and 30 percent of high school boys felt sad or hopeless almost every day for two or more weeks, **representing a 63 percent increase since 2011. Since 2017, all measures of suicidal ideation have increased among Tennessee high school students.**

Within the last 12 months students reported that:

More than one in five had seriously considered taking their own life

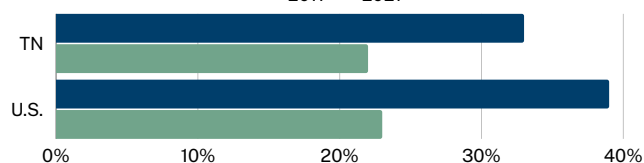
More than one in six had made a plan of how they would end their life

Nearly one in seven had attempted to die by suicide.

18 percent of high school students currently vape. 1 in 18 students vape daily. 5 percent of high school students currently smoke cigarettes, down from 28 percent in 2003. Even fewer, 1 in 250, smoke cigarettes daily.

Both nationally and in Tennessee, alcohol use among high school students has been trending down over the decade.

Percent of high school students reporting they currently drink alcohol

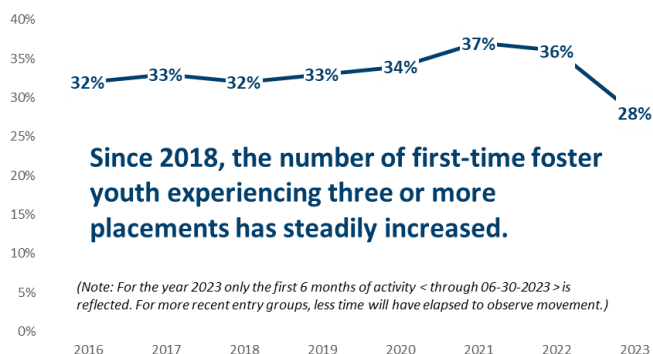


Nearly one in seven students reported they had ever taken prescription pain medicine without a prescription or differently than prescribed.

Within the last 30 days, one in three high school girls had gone without eating for 24 hours or more, taken diet pills, powders or liquids, reported vomiting, taking laxatives, smoking cigarettes or skipping meals to lose weight or keep from gaining weight.

CHILD WELFARE

In 2021, Tennessee had 3,962 first-time victims of abuse, representing the fourth lowest rate in the country. Across all victimization, both first-time and recurring, Tennessee ranks 15th, indicating the state experiences higher instances of recurring abuse than others.



Of first-time foster children entering the system in 2022, more than one in three had been in three or more placements by June 30, 2023.

In 2021, the average time between the report of suspected maltreatment and the first face-to-face contact with the alleged victim or with another person who can provide information on the allegation was 4.5 days.

Of infants with prenatal substance exposure, 98.7 percent had a plan of safe care, much higher than the national average of 70.4 percent.

During FY2021, 14,558 children in Tennessee were served by the foster system. In that same year, 97 percent of children in care had a monthly caseworker visit.

Though it has decreased, the majority of children waiting for adoption in Tennessee have already had their parental rights terminated. For those who have had their rights terminated, the median time elapsed since was 10 months and the average was 27.9 months.

The median age of children waiting to be adopted is 10. In FY2023, 369 youth accepted Extension of Foster Care Services representing the second largest number of youth ever served.

YOUTH JUSTICE

Over the last decade the youth crime rate has dropped from 24.7 per 1,000 in 2012 to 20.1 per 1,000 in 2022. Between 2012-2022, Shelby, Davidson and Hamilton counties all experienced a decline in the under-18 crime rate. Davidson and Shelby were among the 10 counties with the largest declines.

Youth are much more likely to be the victim of a firearm crime than to perpetrate one. In 2022, there were 1,561 crimes involving a firearm where the offender was under 18. During that same time period, there were 4,490 under-age-18 victims of crimes involving a firearm.

Learn More:

About TCCY



Resource Mapping



Youth Transitions



Youth Justice Survey



Child & Teen Death



Youth Crime



Tennessee Commission on Children and Youth Commission Members

Judge Robert Philyaw, Chair
Mayor Allan Sterbinsky
Altha Stewart, M.D.
Amy Jones
Ashley Dunkin
Billy Worsham

Brandon Smith
Cameron Carver
Charmaine Kromer
Ella Britt
Jennifer Donnals
Mackenzie Johnston
Matt Marshall

Michael Rediker
Randy Butler
Raymond Jenkins
Sharon Green
Stan Settles
T.J. King
Tracey Silverman



Tennessee Commission on Children and Youth authorization number 316689
January 2024. 1000 copies. This public document was promulgated at a cost of
\$0.14 each.